

Celebrating 30 Years

AIG

1989 ~ 2019

Amelia Island Quilt Guild News

January 2020

NEXT MEETING ~ Tuesday, January 14th
Meet ~ Greet ~ Work On Projects at 5:30pm
Gather for Meeting at 6:30pm ~ Meeting Begins 7pm

President's Message

HAPPY NEW YEAR!!!! I can't believe we have hit another decade, 2020. It seems like the turn of the century happened just a few years ago. I hope that everyone had a happy and safe holiday season. Most of us have our New Year's resolutions. In addition to getting healthier, being more productive is at the top of my list.

We have an exciting few months ahead of us. Charisse Bowman will be doing our program this month. Next month is our quilt show. Please don't forget items for the boutique (including quilts to sell), silent auction and baskets. I am sure that all of us have a lot to do. Let's get those pedals to the metal. February 9 is the date to turn in our quilts for the show. At the March meeting, quilts entered in the show will be showcased. Then we will have thread painting with Nancy Prince in April.

I hope that everyone is as excited as I am and that your creative juices are flowing. Wishing all of you a healthy and prosperous New Year. I look forward to seeing everyone at the meeting.

Vicki

PS. Thank you to all the members for everything you do for the guild.
We wouldn't exist without you.

Vicki Skahill, President
Amelia Island Quilt Guild



7 WEEKS TO GO ~ Quilts By The Sea™ Show, Feb. 21-22, 2020

January Program

Tuesday, January 14th

Meet ~ Greet ~ Work On Projects at 5:30pm

Gather for Meeting at 6:30pm

Meeting Begins 7:00pm

This month's program features our own Charisse Bowman who is sharing her brand new program that will be released to the public later in 2020.

She will be presenting her interpretation of the "Dutch Puzzle" pattern. By using scraps as small as 2x2 and as large as 8x8 you can create a stunning stained glass effect in a quilt. It's simple, fun and every quilt is unique.

The Original "Dutch Puzzle" design is let van de Vrande, Testlelalter Someren, of the Netherlands and was translated and Americanized by Anita Bowen in 2006.

News From The Quilt Show Chairs

We are very happy to announce 164 quilts have been registered for the 30th Anniversary Quilts By The Sea™ Show! Huge thanks to Linda Martin for creating the online registration that was incredibly smooth for the first time!

Volunteer Forms will be at the meeting so you can choose the times and areas you would like to work during set up and the days of the Show. Contact Pat Avakian if you have questions or will not be at the upcoming meeting.

Raffle Basket Committee: Thanks to your generosity, we have plenty of wonderful containers and baskets for our upcoming Show basket raffle.

Fat quarters and yardage cuts are still welcome.

Ribbon (1-2" suitable for making large bows), or bows saved from a gift package, are needed. If you were gifted items over the holidays that you won't use (including packaged gourmet food items with long expiration date) consider donating them for tucking into baskets.

Note that the January meeting will be your final opportunity to bring donations for the baskets. Assembly will be completed by late January. For questions contact Julie Keith or Pat Deacon.

The official QuiltGram, containing all the information for the Show is on our website.

News From The Program Chair

February brings our Quilt Show, so our meeting will be dedicated to training for our jobs at the show. Traditionally this is our All Hands On Deck Meeting. It is an important time to tie up all loose ends in preparation for the big Show!

March will be the “Bed Turning” and give us all a chance to see the award winning quilts and chat with their creators.

April brings Nancy Prince for a presentation at our monthly meeting AND a fabulous and packed day of workshop.

In May we welcome Erin Hutchinson of Stone Gate Quilts. She will be sharing her journey as a quilt designer and treating us to a trunk show including some of her newest patterns.

June is our Summer Pot Luck Dinner.

What an exciting way to begin 2020!

Welcome Ambassadors Update

New member orientation is held at 5:45 p.m. prior to the monthly meeting. If you joined the Guild in 2019 but did not get to an orientation, plan to attend in January so you start the New Year ready to access all that the Guild offers its members which interests you.

A reminder to all members to be alert to red/white badges that guests are wearing and blue new member badges. Help guests and new members feel welcome at our meeting.

Happy New Year to all!



Quilts By The Sea™ Quilt Show

Quilt Intake for Judging

Sunday, February 9, 2020
Times & Location To Be Announced

1. All Quilts **MUST** have a 3” sleeve attached at the top of the hanging edge. They will **NOT** be accepted without a sleeve.

Specifics for placement of sleeve:

If this is a permanent sleeve catch the top of the sleeve under the edge of your binding. Lower edge is tacked down to quilt making sure stitches do not show on front of quilt.

If removable sleeve the top of sleeve is ½” below top of quilt. Lower edge is tacked down to quilt making sure stitches do not show on front of quilt.

One method of constructing a sleeve is attached.

2. Place a label with your name on back of each quilt. Cover the label by pinning a piece of fabric securely over label making sure pins and fabric are not visible on front of quilt.

3. Remove all threads and pet or other hair.

4. Bring a printed photo of each quilt, labeled with quilt name, your name and phone number to ensure your quilt is returned to you. A digital photo printed on copy paper is perfect.

Any questions please, email Leslie Kiger at lkiger@gmail.com.

Quilts By The Sea™ Quilt Show

MAKING A SLEEVE

Cut fabric for sleeve 9" x the width of your quilt.

Fold the 9" ends under twice and sew close to the folded edge.

Fold sleeve in half lengthwise, wrong sides together, and press. This press line will be a guide only.

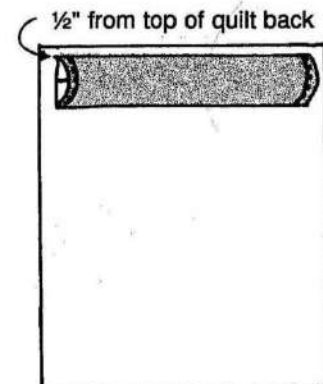
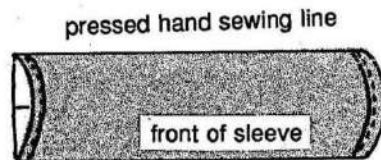
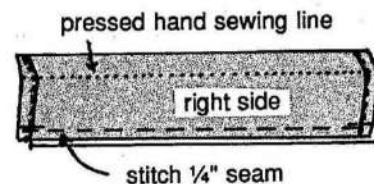
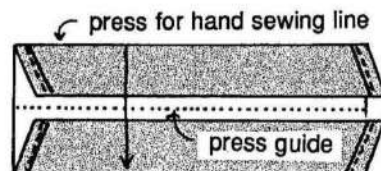
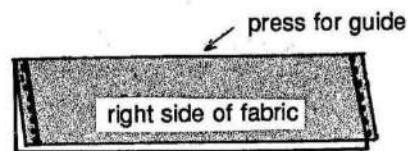
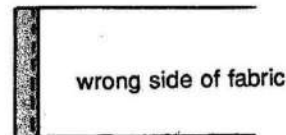
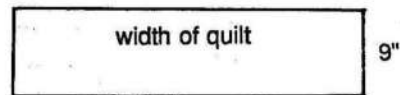
Open sleeve and fold the edges to the middle press line, wrong sides together. Press these new lines in firmly. They will be your hand sewing lines.

With wrong sides together, sew a $\frac{1}{4}$ " seam the length of the sleeve. Begin the seam about $\frac{1}{2}$ " from the end, backstitch, continue seam to the end, then backstitch. This prevents the tails of thread from hanging out the ends of the sleeve.

Press the seam to one side, taking care not to press over the previous pressed edges. The sleeve will be convex on the side without the seam.

Pin sleeve along pressed edges to the quilt back. The top of the sleeve should be about $\frac{1}{2}$ " from the top of the quilt. Hand sew, being careful not to stitch through to the quilt front.

© Libby Lehman 1992



Quilts By The Sea™ Quilt Show Timeline as of January 2020

Quilt Show Specific Dates
More dates will be added as we move forward
Locations to be Announced

- **Now** – Begin asking your service providers; hairdressers, restaurants , stores where you do business, etc. to provide something (gift certificate, item from store) for the Raffle Baskets. **DEADLINE JANUARY MEETING**
- **Now** – Bring fat quarters and/or cut fabric to be used in Raffle Baskets. Call Julie Keith for more info - 432-8271. **DEADLINE JANUARY MEETING**
- **Now** – Ellie is accepting non-entered quilts for sale in Boutique. Contact 305-9616.
- February 9, 2020: Quilt Entry Intake
- February 10 – 12: Show Judging
- February 18: Pipe and Drape Set-Up
- February 19 & 20, 2020: Show Set-Up
- February 20, 2020: Opening Night for Guild Members and Guests
- February 21 & 22, 2020: Quilts By The Sea™ Quilt Show

Minutes of December Meeting

Amelia Island Quilt Guild December 10, 2019

Early Bird Door prize

Meeting was called to order at 6:30 PM by Vicki Skahill, President.

Dinner. Blessing offered by Patsy Troxell.

Door prizes.

Announcements: Vicki Skahill
Members and Guest welcomed.
December Birthdays were recognized.

Old Business:

Minutes from the November 12, 2019 were accepted. Dell Dunman motioned to accept. Carolyn Murdock seconded. No one opposed.

New Business:

Leslie Kiger needs people to bring snacks in Jan, Feb and March.

Pat Avakian has signup sheets for the needs of the quilt show.

Program Update – Lauree Hemkee

January 2020 - Dutch Puzzle by Charisse Bowman

February 2020 – Training of the volunteers for the Quilt Show

March 2020 – “Bed Turning” - Showing quilts that placed in the February Quilt Show

April 2020 – Nancy Prince on Thread Painting. She will offer a 6 hour class on April 15, 2020. Class limited to 20 students. Cost: \$35 until 12-31-19, \$50 after 1-1-20. Plus \$15 cash on the day of class for project kit.

We have enough baskets for the raffle baskets, but fabric (fat Quarters) are still needed.

Show and Tell

Quilt BINGO

50/50 Prize was \$58.

Boutique: Items are for sale at tables. Proceeds 80/20 split with Guild.

Meeting adjourned at 8:15 PM.

Respectfully submitted,
Lucille Haag
Secretary, AIQG

Birthdays

January Birthdays

Connie Adams	– 1st
Ruth Carden	– 1st
Suzanne Driver	– 6th
Pat Deacon	– 10th
Ruthanne White	– 12 th
Julie Quigley	– 14th
Barbara Drager	– 17th
Jane Betterley	– 25th
Beth Marvel	– 27th



February Birthdays

Sallie Thompson	– 11 th
Lauree Hemke	– 12 th
Mike Polese	– 16 th
Frances Ambrose	– 17 th
Carol Kolata	– 21 st
Deb Bannister	– 26 th



AMELIA ISLAND QUILT GUILD

FINANCIAL REPORT

As of December 2019



Income:			
50 / 50			\$ 228.50
Membership			\$ 2,880.00
Quilt Show 2020 Boutique			\$ 270.00
Quilt Show 2020 Raffle Quilt			\$ 1,313.00
Quilt Show 2020 Vendor Booths			\$ 3,155.00
Ways & Means			\$ 189.10
Website Ads			\$ 20.00
Workshop			\$ 940.00
		Total Income	\$ 8,995.60
Expenses:			
50 50 Prizes			
Business Fees			
Charity Quilts			\$ 686.94
Habitat			
Hospitality			
Meeting Set Up			\$ 40.00
Membership Committee			\$ 16.04
Newsletter			
Office Supplies			\$ 21.09
Pins			
Post Office Box			
Print Directories			\$ 153.52
Programs			\$ 1,708.34
Quilt Show 2020			\$ 4,430.02
Quilts of Valor			\$ 13.64
Rent			\$ 2,000.00
Retreat 2020			\$ 500.00
Safe Deposit Box			
Square Fees			\$ 3.30
Storage Rental			\$ 420.00
Website			\$ 192.00
Welcome Ambassador Committee			
		Total Expenses	\$ 10,184.89
Checking Account Balance			\$ 14,655.61

News From Charity Quilters

We are forever connected might describe this Charity Quilt which was gifted to a woman at the Warner Center (Hospice) in July, 2019. As you know, Charity Quilters are always up for a challenge and will gladly accept orphan blocks and fabric pieces which will someday be repurposed into lovely quilts.

Barbara Nazworth brought Charity Quilters some orphan blocks which were then pieced by Patsy Troxell and quilted by Betty McCullough. Seems normal so far...but...



...the rest of the story: Barbara received these orphan blocks from Laurie Malm whose dear sister, Mary Davis, had started some quilt blocks using the Lollipops specialty binding. Mary holds a special place in many hearts of those who knew her as a Guild member and from Lollipops Quilt Shop.

The blocks were repurposed by Patsy who added some of her own touches before passing on to Betty for free motion quilting. The finished quilt was gifted to Susan Miller's mother at the Warner Center purely on a random basis. The quilt now has a treasured place with Susan's father.

Susan, who works Saturdays at Lollipops, asked if a picture could be taken with the Charity Quilters as this quilt is special in another way. Her mother's name was Betty, and Susan's aunt (Betty's sister) is Patsy!

We are so thankful to have brought some comfort to those around us. Memories do live on.

2019 Charity Quilters Total Donations

Charity Quilters had a fabulous and productive 2019 as a result of all the efforts made by everyone in the Guild. Your contributions in making comfy quilts for local non-profit organizations were greatly appreciated by all who received one-of-a-kind quilts. This is truly a group effort. Thanks to every single one of you.

Through everyone's efforts, **417** quilts were made in 2019!

170 to Warner Center (Community Hospice and Palliative Care)

114 to Nassau County Council on Aging, including some larger quilts for their Meals on Wheels Program

87 child quilts to Families in Transition Nassau County School District which are gifted at Christmas

46 baby and child quilts to Micah's Place

We are looking forward to 2020. Anyone can drop in any Tuesday 9:30 AM to 12 Noon at the Fernandina Shores Clubhouse. Seasoned and newbie quilters are always welcome.

You can use Charity Quilts to try out new patterns or practice new skills. If you can't visit on Tuesdays, you can bring quilts (best size is around 50" x 60"), tops and orphan blocks (Charity Quilters will finish, quilt and bind) to any Guild meeting.

Look for Charity Quilts needing binding at the Guild meetings. Fabric donations especially backing fabric are always gratefully received.

Our long-arm quilting volunteers have been fabulous working on the increased number of quilts. It would be nice to add a few more to the list of helpers. Contact Theresa Megna or Jenny Chen if you have questions.



Special Opportunities

MARKETPLACE 2020



The One Stop Shop Hop

January 24 – 25
Friday, 9am – 5pm
Saturday, 9am - 4pm

Rohan Recreation Center in The Villages
850 Kristine Way, Wildwood, FL 34785
Admission \$5 per day, per person

30 plus vendors for your Quilting, Stitching, and Sewing needs.
Scissor Sharpening, Demos, and Prizes

www.QGOTV.org

2-Day Quilt Judging Seminar

Dates: April 1-2, 2020 Time: 8:30 am – 4:40 pm

Location: Holiday Inn Express, Slidell, LA

Fees: \$200 Seminar Fee + \$25 Supplies and Classroom Fee

Maximum: 24 Students

This seminar is a multi-faceted, multimedia learning experience to understand the judging process from the perspective of the quilt judge. Whether your interest lies in becoming a judge or to prepare for the judging of your personal quilts or your guild's show, this is the place to learn quality judging practices.

Seminar covers all aspects of quilt judging, judging systems, categories, ethics and awards. Student will work in an efficient judging floor set-up and experience the complete job of judging. NACQJ Certified Judge instructors Pat Harrison and Beverly Fine work together and separately to maximize effective practice. (Although this seminar is highly recommended by NACQJ for aspiring Candidates to the judging program, it is NOT required.)

Small Groups

Small groups give you the opportunity to work closely with other members of the Guild outside of the meeting...great fun and fast friendships are created here! Want to start your own Small Group...contact Vicki Skahill.

CHARITY QUILTERS

Meets every Tuesday of the month at 9:30 am - noon

Fernandina Shores Clubhouse 631 Tarpon Avenue, 3rd entrance.

Bring your sewing machines and sewing supplies. We have cutting mats, rulers, etc.
Call Theresa Megna (277-2143) or Jenny Chen (904-310-3610) for more information.

Drop-ins Welcome - come pick up fabric to work on at home!

You may bring in just the quilt tops – we have quilters to finish them!

Completed quilts that need to be bound are available at meeting to bind at home.

WEDNESDAY MORNING STITCHERS

Meets every Wednesday 9:00am - noon Ellie Boette's home (305-9616)

96343 Windsor Drive, Yulee Just over the bridge, off Blackrock Road

Bring your machine or hand work and share a cup of coffee as we stitch together.



Community Outreach

**There are many ways to be involved in the Outreach portion of the Guild.
You are welcome to participate in any way that fills you with joy.**

Charity Quilters

Kits are available at the meetings, or contact the coordinators. The Charity Quilters (see Small Groups) work on these quilts. People are needed to help rotary cut kits during Charity Quilter meetings and to sew bindings on quilts you can pick up at regular Guild meetings. Theresa Megna & Jenny Chen chair this committee.

Habitat For Humanity

Pam Wise chairs this committee that creates bed sized quilts for each Habitat home in Nassau County.

Juvenile Surgical Caps

Sherry Cobb-Thompson is the point of contact for this project. These caps are used during the child's procedure and they take the cap home with them! Fabric choice can be specifically for girls or boys or can be worn by either. You can piece fabric together in any design, as long as it makes a 20-inch circle. Full instructions available here:

<http://aiquilters.com/outreach/communityoutreach/>

NeoNatal Baby Blankets

Placemat size, 18 x 22 up to 30" square, are provided to the NeoNatal unit of UF Health. The blankets are washed at the hospital and sometimes go home with baby or the parents. You may bring these blankets to any meeting and they will be given to Sheri Inserra who delivers these sweet blankets.

Quilts of Valor

Laurie Malm, owner of Lollipops Quilt Shop, has taken on the task of working with the Quilts of Valor program. There are special requirements for a bed sized quilt to qualify for this program and Laurie and her assistants work with the QOV folks so all you have to do is create the quilts TOP in the specified size and materials.

[Lollipops is generously providing kits for you to use for this project!!](#)

QOV provides quilts for wounded service men and women; preferred size is 55" X 65" up to 60" X 80"; masculine quilts are especially in demand; Laurie provides the special labels, but a hand written note, perhaps just saying thank-you to the service member, and a presentation pillowcase are requested. See <http://www.qovf.org> for full details.

Ryan's Case For Smiles

Ryan's Case for Smiles helps with the stress and emotional impact of illness for children hospitalized because of life threatening disease. These whimsical pillowcases give children an emotional boost during a very trying time in their lives. Our Guild has spearheaded the production in our area creating and donating hundreds and hundreds of pillowcases

Bring pillowcases you make at home to any meeting. Barbara Nasworth (261-7924) is chair of this committee. For size specifications go to <http://caseforsmiles.org> and check out YouTube for ingenious ways to make pillowcases fast!

AIQ 2019-2020 Board and Committees

Executive Committee Board Members

President	Vicki Skahill	301-873-7471
Vice-President	Pat Deacon	404-451-9842
Secretary	Lucille Haag	901-310-3791
Treasurer	Diane Sears	303-883-0810
Membership	Dana Mower	904-261-2927

Standing Committees Board Members

Communications	Rozlyn Warren	904-415-1405
Program	Carol Blanchard	773-450-2624
Quilt Show	Cyndee Brown	904-505-8499
	Rozlyn Warren	904-415-1405
Retreat	Janet Sebastian	904-556-6815
Way and Means	Ellie Boette	904-305-9616

Support Committees

50/50 Door Prizes	Pam Wise	904-415-5065
Hospitality	Diane Markert	904-894-6772
Photographer	Jenny Chen	904-310-3610
Pins	Ellie Boette	904-305-9616
Publicity	Lauree Hemke	301-580-5548
Welcome Ambassadors	Julie Keith	904-432-8271

Community Service Committees

Charity Quilters	Theresa Megna	904-277-2143
	Jenny Chen	904-310-3610
Habitat for Humanity	Pam Wise	904-415-5065
Ryan's Case for Smiles	Barbara Nazworth	904-335-7070
Quilts of Valor	Laurie Malm	912-656-5540